

---

# Introducing staff to Letter-join

Letter-join 

---

---

# Getting started

- **Letter-join Handwriting Manual**
  - **How to log in**
  - **Overview of Letter-join**
  - **Typical workflow**
  - **Letter-join activities**
-

# Letter-join Manual

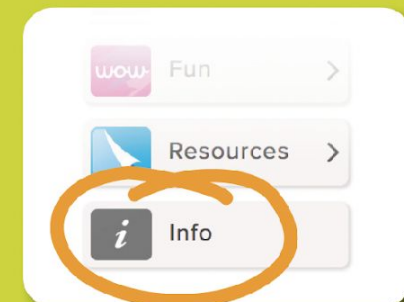
All school subscribers receive the Letter-join 44 page printed manual.



The manual covers all aspects of Letter-join in detail, including teaching tips and technical info for font and network set-up.



Alternatively, access the manual on-line from any Letter-join page.



# Log in to Letter-join

www.letterjoin.co.uk

**LOG IN HERE**

Letter-join [Features](#) [Videos](#) [Key Stages](#) [News](#) [Buy](#) [Login](#) [Desktop](#) [Tablet](#) [Free Trial](#)

### Desktop Login

Username:

Password:  [login](#)

#### Letter-join Videos and Powerpoint training

[Letter-join overview >](#) [Staff presentation >](#) [Choosing fonts >](#) [Lesson Planners >](#) [Word Animator >](#)

**Home**  
[Key stages](#)  
[News](#)  
[Tweets](#)  
[System requirements](#)

**Features**  
[Worksheets](#)  
[iPads & Tablets](#)  
[Dictation](#)  
[Manual](#)

**Free trial**  
[Buy](#)  
[Log in](#)  
[Contact](#)  
[T & Cs](#)

Letter-join  
Copyright © 2022  
Green and Tempest Ltd.  
[Twitter](#) [Facebook](#)

## School Administrator Account:

Log in with the Letter-join School Admin username and password issued to you by Letter-join.

## Classroom Teacher Accounts:

Individual class log-in details are listed on the Admin page.

## Pupil Account:

Pupil log-in details are shown on the Admin page.

# Administrator tasks

## SCHOOL ADMINISTRATOR ACCOUNT:

Log in to the Letter-join Admin page to choose letterforms, download fonts and change class names across your school.

### SCHOOL ADMIN PAGE

#### Account Information

##### Administrator Account details:

Your user name is: school  
Your renewal date is: 31/12/2020  
Please contact [Letter-join](#) if you wish to change your password.

Account number: 1  
User name: school\_1  
Last Logged In: 20-Jun-2022 02:19  
Account Password: letterjoin   
Class Name: Windsor  ←  
Year Group: Reception

Account number: 2  
User name: school\_2  
Last Logged In: 17-Jun-2022 09:38  
Account Password: letterjoin   
Class Name: Rochester   
Year Group: Year 1

### Classroom Teacher Accounts:

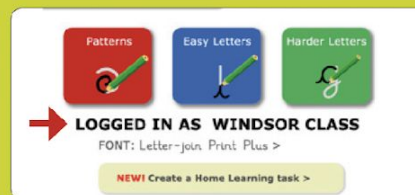
You can change the passwords by typing in a new one and clicking 'Change'.  
Change 'Class Names' to help children identify their class own class when they log in.

Account number: 1  
User name: school\_1  
Last Logged In: 20-Jun-2022 02:19  
Account Password: letterjoin   
Class Name: Windsor  →  
Year Group: Reception

### Pupil log-in details:

**iPad and tablet log-in**  
User name: 123abc  
Swipe code: A capital 'L' shape.  
**Desktop log-in**  
User name: 123abc  
Account Password: 123abc  
**Free Play for Pupils:**

### Teacher landing page

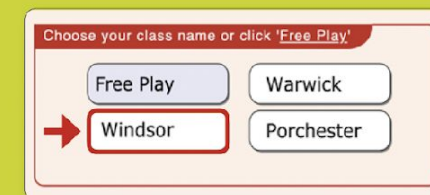


The screenshot shows three buttons: 'Patterns', 'Easy Letters', and 'Harder Letters'. Below them, a red arrow points to the text 'LOGGED IN AS WINDSOR CLASS' and 'FONT: Letter-join Print Plus >'. At the bottom, there is a yellow button that says 'NEW! Create a Home Learning task >'.

#### Teachers can:

Choose a class font for their Classroom and Pupil Accounts to use across all resources.

### Pupil landing page




The screenshot shows a red banner at the top that says 'Choose your class name or click 'Free Play!'. Below the banner are four buttons: 'Free Play', 'Warwick', 'Windsor', and 'Porchester'. A red arrow points to the 'Windsor' button.

#### Pupils can:

Choose their class page to access all resources in the class font selected by their teacher.

# Teach handwriting your way



Choice of letterforms and fonts when first setting up Letter-join



Lesson Planners for teaching printed and cursive handwriting



Teachers can choose cursive or printed fonts for activities and worksheets.



Font choices are auto selected for pupils in class and at home.



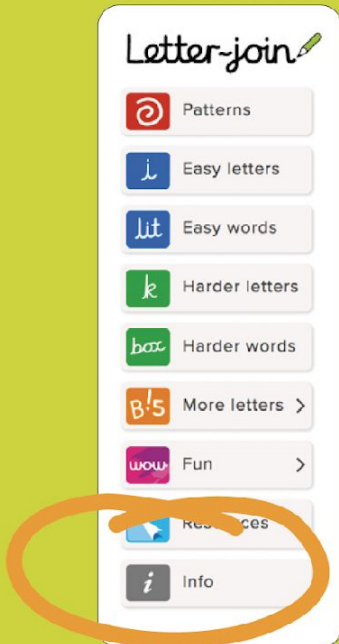
For real handwriting practice, worksheets are auto-selected in your chosen font.

# Teacher's Information page



Here you can find Lesson Planners, choose a classroom font, set Home Learning tasks and watch 'How to' videos.

Click the 'Info' button on any Letter-join page to access.



Letter-join

Teacher Information

Contents

- Powerpoint Intro.
- Manual
- Pupils at Home
- Account Information
- Fonts and Letterforms
- Classroom Font Options
- Lesson Planners
- Word Animator
- Worksheet Generator
- Word Processor
- Instruction Guides

Back to Letter-join

Fonts and Letterforms

Classroom Font Options

Pupils at Home

Lesson Planners

Account Information

Instruction Guides

Set Home Learning Tasks

Home Learning Packs

Letter-join videos and Powerpoint training

Letter-join overview (video) >

Staff presentation (Powerpoint) >

Font options

Select one of the following font options for your classroom which will be used for online resources and worksheets, as indicated.\*

Letter-join Plus

the big dog

Lead-in lines enabled, joined font  Select?

\*Font will be used on all resources and worksheets.

Letter-join No-lead

the big dog

Lead-in lines disabled, joined font  Select?

\*Font will be used on all resources and worksheets.

Letter-join Air

the big dog

Lead-in lines enabled, unjoined font  Select?

\*Font will be used on all resources and worksheets.

Letter-join Air No-lead

the big dog

Lead-in lines disabled, unjoined font  Select?

\*Font will be used on all resources and worksheets.

Letter-join Print Plus

the big dog

Printed Plus font  Select?

\*Font will be used on EY & KS1 resources and available worksheets.

Please note: If the downloaded font for MS Word is using the wrong letterforms, please click [here](#) to download again.

# Letter-join overview


Everything you need to teach handwriting from Early Years to Year 6



**OPTIMISED FOR  
WHITEBOARDS**



**TOUCH-SCREEN  
ACTIVITIES & GAMES**



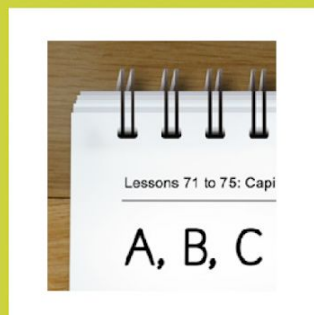
**SPOKEN WORD  
ANIMATIONS**



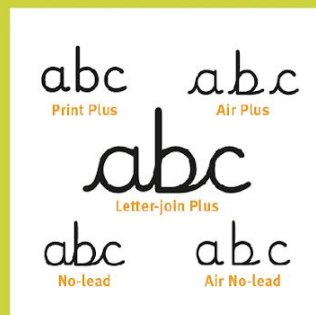
**WORKSHEETS WITH  
CHOICE OF FONTS**



**LETTER-JOIN  
PHONICS**



**PRINTED AND  
CURSIVE LESSON  
PLANNERS**




**EXCLUSIVE  
LETTER-JOIN  
FONTS**



**HOME LEARNING  
PACKS FOR  
ALL YEAR GROUPS**



**HANDWRITING  
RECOVERY  
PROGRAMME**

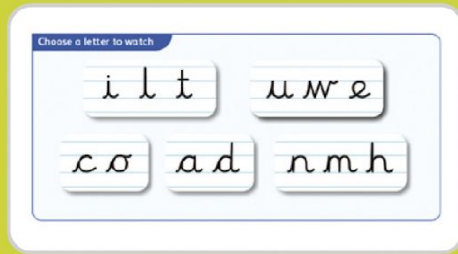


**ALTERNATIVE  
LETTERFORMS**



# Typical workflow

## Letter-join workflow: animations to worksheets



Choose a letter to learn



Watch animations with spoken instructions



Touch-screen activities for IWBs, iPads and tablets



Practice worksheets accompany all sections

## Use this workflow for:

- Patterns
- Easy letters
- Easy words
- Harder letters
- Harder words
- More letters



---

# Lesson Planners


- **Lesson Planners**
  - **Lesson Planner content**
  - **Weekly lesson plan example**
  - **Lesson planner linked resources**
-

# Lesson Planners

Letter-join Lesson Planners are structured around Letter-join resources, and contain hundreds of handwriting lesson plans to help you teach and improve handwriting.



Find Lesson Planners under the 'Info' button on any Letter-join page.



# Lesson Planner content

A systematic method of teaching handwriting to National Curriculum expectations.

Lessons 139 to 141, Week 2

### Letter families, high frequency words and dictation exercises

**Learning outcomes:**

- To be able to write Curly Cursive letters correctly.
- To be able to write high frequency words.
- To be able to write double digit numbers.
- To be able to write the numbers correctly.

Lesson	Activities	Teaching	Resources	Success Criteria
1	<ul style="list-style-type: none"> <li>Introduce Curly Cursive letters which are the rounded letters of the alphabet.</li> <li>Reveal correct orientation of letters a, c, l, e, s and g using Letter-join's animations on the MS.</li> <li>Invite children to trace the letters using the 'Try' facility of Letter-join on MS.</li> <li>Rehearse writing position and pencil grip.</li> <li>Practice writing the Curly Cursive letters on Letter-join's practice worksheets.</li> </ul>	<p>Whole class teaching</p> <p>MS demonstration and transparency</p> <p>Individual tablet practice</p> <p>Individual written work</p>	<p>Letter-join's a, c, l, e, s and g animation and 'Try' facility on each and some.</p> <p>Letter-join's practice worksheets - Letter Families - Curly Cursive letters</p> <p>Handwriting pencils.</p>	<p>Can the children distinguish between the letters?</p> <p>Can they write each of the letters using a pencil and paper?</p>
2	<ul style="list-style-type: none"> <li>Explain to the class that it is important to practice writing high frequency words (HFFs) as they are the most common words they will use in their writing and writing.</li> <li>Rehearse writing position and pencil grip.</li> <li>Practice writing the words on page 2 of Letter-join's medium-size High Frequency Words worksheets.</li> <li>Write sentences using HFFs.</li> </ul>	<p>Whole class teaching</p> <p>Teacher explanation</p> <p>Individual work</p>	<p>Letter-join's High Frequency Words sheet</p> <p>Practice worksheets - High Frequency words - Lesson Planned</p> <p>MSWS - Page 2</p> <p>Handwriting pencils.</p>	<p>Can the children write each of the words using a pencil and paper?</p> <p>Can they use a selection of HFF in sentences?</p>
3	<ul style="list-style-type: none"> <li>Select Easy Dictation Exercises: List of double digit numbers.</li> <li>Explain to the children that they need to listen to the list of numbers in normal speech, then listen again, once in a time, and write down each number.</li> <li>Listen to the list again and re-write any number missed out the first time.</li> <li>Give the list to the writer and let children use speech any missives.</li> <li>Write the numbers out again neatly.</li> </ul>	<p>Whole class teaching</p> <p>Teacher explanation</p> <p>Individual work</p>	<p>Select Letter-join's Easy Dictation Exercises: List of double digit numbers.</p> <p>Handwriting pencils.</p> <p>Handwriting paper/book.</p>	<p>Can the children listen to and write down high numbers correctly?</p>

**Extra Practice**  
Choose a word bank using Letter-join's Word Bank to write the words and check each of the lessons for children to practice on their tablets.

**Extra Challenge**  
Ask children to make a list of words containing Curly Cursive letters.

12

Typical lesson plan

Handwriting: Introducing Easy Letters and Easy Words

### Differentiation for Easy Letters and Easy Words

**Choose a selection of these activities for Extra Practice**

Repeat the animations of Letter-join Easy Letters and Words on MS and tablets using the 'Try' facility for extra practice.

Select Letter-join's Magic Words for extra tracing practice of easy letters and Easy Words.

Use Letter-join's large scale or outline letters for:

- Tracing practice with chalk, paint or crayons.
- Following letter shapes by sticking on sections, gluing on pasta, string or beads.
- Rehearse writing (trace over a letter shape in several different positions).

**Choose a selection of these activities for Extra Challenges**

Print Letter-join's lined paper and practice writing Easy Letters and Easy Words between the lines.


Use a dictionary to help find words with the initial letter the children have been practising and make a word bank on Letter-join's Word Activator for copy for extra handwriting practice.

Create extra worksheets in MS Word using the Letter-join font to practise letters and words in this section.

22

Differentiation for all sections

KEVIN THE KANGAROO SAYS:  
"JUMP UP AND DOWN."

















Two-footed standing jump with waving arms.

Handwriting Warm-up Exercises

### Gross Motor Skills (GMS)

**Animal Actions**  
The following fun gross motor activities can help improve your pupils' core strength, control and endurance in preparation for handwriting. These can also be viewed on the Letter-join website under Resources and printed out as A4 sheets.

<p>Have the kangaroo jump up and down.</p>  <p>Two-footed standing jump with waving arms.</p>	<p>Have the crab scissor.</p>  <p>Take side steps only, then the other.</p>	<p>Have the chicken bow.</p>  <p>Balance on left foot, then balance on right foot.</p>	<p>Have the lion roar.</p>  <p>Stretch up and by and down on rolling action.</p>	<p>Have the cow moo.</p>  <p>Move arms up and down on rolling action.</p>	<p>Have the snake hiss.</p>  <p>Lie down and curl up along the floor.</p>	<p>Have the bear roar.</p>  <p>Move around on hands and feet.</p>
<p>Have the horse gallop.</p>  <p>Jump lightly down high then run faster.</p>	<p>Have the penguin waddle.</p>  <p>Take side steps around the room.</p>	<p>Have the elephant lift.</p>  <p>Produce to lift up a heavy object.</p>	<p>Have the frog croak.</p>  <p>Have an arm long then on the other leg.</p>	<p>Have the dog bark.</p>  <p>Spin around on the spot.</p>	<p>Have the penguin waddle.</p>  <p>Stand straight and lift feet from left to right.</p>	<p>Have the penguin waddle.</p>  <p>Roll arms up and down, palms facing down.</p>

6

Gross motor skills exercises

Lessons 172 to 207, Improving handwriting

### Introducing times tables and SATs practice

**These 36 lessons include SPaG worksheets for KS1 SATs revision**

In Lessons 172 to 207, children will have the opportunity to further develop their listening and writing skills with Letter-join's sets of lesson SPaG revision sentences and paragraphs. These exercises have been especially designed to familiarise the children with high frequency and common exception words. In addition, they will also continue to practice their copying and writing of high frequency words in sentences attached and their reading and spelling.

This section introduces Letter-join's times tables worksheets: these provide a chance to embed the correct pronunciation of the numbers 0-9 whilst reinforcing the concept of the ten, five and one times tables facts.

Towards the end of this section, Letter-join offers a series of worksheets to support KS1 SATs, which are not only great for improving handwriting, but are also perfect for the revision of spelling, punctuation and grammar. Included in this section are 10 lessons aimed to boost your children's confidence without additional, fun worksheets so they are SATs ready.

KS1 dictation exercises use high frequency and common exception words

These tables worksheets in book, these are copy book

SPaG worksheet for nouns

SPaG worksheet for verbs

High Frequency words

23

Worksheets linked to curriculum topics

# Weekly lesson plans example page

Lesson plans are regularly updated to include the latest Letter-join resources

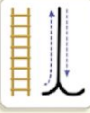
Lessons 1 to 3: Week 1



## Letter families, high frequency words and dictation exercises

### Learning outcomes:

- To be able to write Long Ladder letters correctly.
- To listen to the 'CVC' dictation exercise and write the words correctly.
- To be able to write High Frequency words.

LESSON	Activities	Teaching	Resources	Success Criteria	✓
1	<ul style="list-style-type: none"> <li>• Introduce Long Ladder letters which are the straight letters of the alphabet.</li> <li>• Revisit correct orientation of letters i, l, t, u, j and y using Letter-join's animations on the IWB.</li> <li>• Invite children to trace the letters using the 'Try' facility of Letter-join on the IWB or on their tablets.</li> <li>• Reinforce sitting position and pencil grip.</li> <li>• Practise writing the Long Ladder letters on Letter-join's practice worksheets.</li> </ul> 	<p>Whole class teaching. IWB demonstration and interactivity. Individual tablet practice. Individual written work.</p>	<p>Letter-join's i, l, t, u, j and y animations and 'Try' facility on IWB and tablets. Letter-join's practice worksheets &gt; Letter Families &gt; Long Ladder letters. Handwriting pencils.</p>	<p>Can the children distinguish between the letters? Can they write each of the letters using a pencil and paper?</p>	
2	<ul style="list-style-type: none"> <li>• Explain to the class that it is important to practise writing high frequency words (HFW) as they are the most common words they will use in their reading and writing.</li> <li>• Reinforce sitting position and pencil grip.</li> <li>• Practise writing the words on page 1 of Letter-join's medium-size High Frequency Words worksheets.</li> <li>• Write sentences using HFWs.</li> </ul>	<p>Whole class teaching. Teacher explanation. Individual work.</p>	<p>Letter-join's High Frequency Words sheet 1. Practice worksheets &gt; High frequency words &gt; Lesson Planner HFWs &gt; Page 1. Handwriting pencils.</p>	<p>Can the children write each of the words using a pencil and paper? Can they use a selection of HFW in sentences?</p>	
3	<ul style="list-style-type: none"> <li>• Select Easy Dictation Exercises: List of CVC words.</li> <li>• Explain to the children that they need to listen to the list of words at normal speed, then listen to them again, one at a time, and write down each word.</li> <li>• Listen to the list again and re-write any words missed out the first time.</li> <li>• Click the link to display the written text so children can correct any mistakes.</li> <li>• Write the words out again neatly.</li> </ul>	<p>Whole class teaching. Teacher explanation. Individual work.</p>	<p>Select Letter-join's Easy Dictation Exercises: List of CVC words and follow the on screen instructions. Handwriting pencils.</p>	<p>Can the children listen to and write the CVC words correctly?</p>	
<b>Differentiation</b>					
<p><b>Extra Practice</b> Create a word bank using Letter-join's Word Animator with the words and letters used in these lessons for children to practise on their tablets.</p>			<p><b>Extra Challenge</b> Ask children to make a list of words containing Long Ladder letters.</p>		

# Lesson Planner: linked resources

Links to worksheets are listed on the 'Worksheets Links' pages. Click on the Letter-join 'Info' button to find.

**Letter-join** Back to Letter-join

**Teacher Information**

**Contents**  
Please note all Lesson Planners and Worksheet Links have been renumbered. Please download the latest PDFs of the Lesson Planners, below.

**Powerpoint Intro.**  
Many of the worksheets can be displayed on the whiteboard and copied into handwriting books instead of printing.

**Instruction Guides**

**Pupils at Home**

**Account Information**  
A supplementary Lesson Planner of 50 lessons for schools who choose to start teaching handwriting with printed letters.

**Fonts and Letterforms**  
Supporting resources using a printed font include:  
- Phonics cards  
- Games and activities  
- KS1 worksheets

**Lesson Planners**  
Download Early Years - Printed letters >  
Please open the PDF from your 'Downloads' folder

**Classroom Options**  
Go to Printed Letters worksheet links >

**Word Animator**

**Worksheet Generator**

**Word Processor**  
Module 1: EYFS  
70 lessons for pre-cursive patterns and continuous cursive, lower case letters. It starts with Getting Ready for Handwriting: warm-up exercises, sitting position and tripod pencil grip.  
The first module is divided into three sections covering:  
1) Pre-cursive patterns - 20 lessons

**Module 3: Part 1 - Worksheet links**

1. Long Ladders	13. Diagonal Joins	25. 'b' and 'd'
2. HFWs (p1)	14. HFWs (p5)	26. HFWs (p9)
3. Dictation: CVC	15. Dictation: number sentence	27. Sequencing (p3)
4. Caterpillars	16. Horizontal joins	28. Letter 'w'
5. HFWs (p2)	17. HFWs (p6)	29. HFWs (p10)
6. Dictation: number	18. Dictation: poem	30. Sequencing (p4)
7. Robots	19. Letter 'f'	31. Letter 's'
8. HFWs (p3)	20. HFWs (p7)	32. HFWs (p11)
9. Dictation: poem	21. Sequencing (p1)	33. Word spacing

Name: \_\_\_\_\_ Date: \_\_\_\_\_

**Long Ladder Letters**

Go to the top of the ladder and come straight back down.

Letter-join

**LESSON 348**

Lessons 1 to 3: Week 1

**Letter families, high frequency words and dictation exercises**

**Learning outcomes**

- To be able to write Long Ladder letters correctly.
- To be able to write high frequency words.
- To be able to do the 'CVC' dictation exercise and write the words correctly.

Lesson	Activities	Teaching	Resources	Success Criteria
1	<ul style="list-style-type: none"> <li>Introduce Long Ladder letters which are the straight letters of the alphabet.</li> <li>Reveal correct pronunciation of letters L, l, i, s, and y using Letter-join's animations on the WB.</li> <li>Invite children to trace the letters using the 'Try' facility of Letter-join on the WB or on their tablets.</li> <li>Reinforce sitting position and pencil grip.</li> <li>Practice writing the Long Ladder letters on Letter-join's practice worksheets.</li> </ul>	<ul style="list-style-type: none"> <li>Whole class teaching: BSB demonstration and individuality.</li> <li>Individual tablet practice.</li> <li>Individual written work.</li> <li>Handwriting pencils.</li> </ul>	<ul style="list-style-type: none"> <li>Letter-join's L, l, i, s, and y animations and 'Try' facility on WB and tablets.</li> <li>Letter-join's practice worksheets - Letter Families - Long Ladder letters.</li> <li>Handwriting pencils.</li> </ul>	<ul style="list-style-type: none"> <li>Can the children distinguish between the letters?</li> <li>Can they write each of the letters using a pencil and paper?</li> </ul>
2	<ul style="list-style-type: none"> <li>Explain to the class that it's important to practice writing high frequency words (HFW) as they are the most common words they will use in their reading and writing.</li> <li>Reinforce sitting position and pencil grip.</li> <li>Practice writing the words on page 1 of Letter-join's medium-size High-Frequency Words worksheets.</li> <li>Write sentences using HFWs.</li> </ul>	<ul style="list-style-type: none"> <li>Whole class teaching: Teacher explanation.</li> <li>Individual work.</li> </ul>	<ul style="list-style-type: none"> <li>Letter-join's High-Frequency Words sheet 1: Practice worksheets, High-Frequency Words 1 - Lesson Planner, HFWs - Page 1.</li> <li>Handwriting pencils.</li> </ul>	<ul style="list-style-type: none"> <li>Can the children write each of the words using a pencil and paper?</li> <li>Can they use a selection of HFW in sentences?</li> </ul>
3	<ul style="list-style-type: none"> <li>Select Easy Dictation Exercises: List of CVC words.</li> <li>Explain to the children that they need to listen to the list of words at normal speed, then listen to them again one at a time, and write down each word.</li> <li>Listen to the list again and re-write any words missed out the first time.</li> <li>Click the link to display the written text so children can correct any mistakes.</li> <li>Write the words out again neatly.</li> </ul>	<ul style="list-style-type: none"> <li>Whole class teaching: Teacher explanation.</li> <li>Individual work.</li> </ul>	<ul style="list-style-type: none"> <li>Select Letter-join's Easy Dictation Exercises: List of CVC words and follow the on-screen instructions.</li> <li>Handwriting pencils.</li> </ul>	<ul style="list-style-type: none"> <li>Can the children listen to and write the CVC words correctly?</li> </ul>

**Extra Practice**  
Create a word bank using Letter-join's Word Animator with the words and letters used in these lessons for children to practise on their tablets.

**Extra Challenge**  
Ask children to make a list of words containing Long Ladder letters.

All worksheets use a school's preferred letterforms (selected from the Letter-join Administrator page) and are produced in PDF format.

---

# Fonts

- **Preferred letterforms**
  - **Font family**
  - **Font differences**
  - **Font applications**
-

---

# Letter-join fonts

Exclusive fonts for use in MS Word and with Letter-join on-line resources

abc

Print Plus

abc

Air Plus

abc

Letter-join Plus

abc

No-lead

abc

Letter-join Basic

abc

Air No-lead

Letter-join fonts, to use in MS Word, are included with all Letter-join school subscriptions.

#### More about fonts

The Font Guide includes information about fonts for other systems.

[letterjoin.co.uk/fontguide.pdf](http://letterjoin.co.uk/fontguide.pdf)

#### Font install

To download fonts, log in as school administrator.

Refer to Letter-join Manual page 43 for detailed information.





# Alternative letterforms

Start Letter-join by choosing your selection of preferred letterforms

Alternative letterforms

CHANGING PREFERRED LETTERFORMS


Save

PRINT PLUS ALTERNATIVE LETTERFORM SETS  
These are the alternative letterform combinations for the Print Plus font.


Letter-join includes alternative letterforms for cursive f, k, w, x and z, and printed f and k. Once selected, the choices are used on all resources across a school account.

To change letterforms for your school, log in as Administrator and select the Choose letterforms button.

Letter-join

Account information	<b>SCHOOL ADMIN PAGE</b>
<b>Choose letterforms</b>	<b>Account Information</b>
Download fonts	Administrator Account details:

---

# Letter-join fonts

## Letter-join Plus

A continuous cursive font with lead-in and lead-out lines.

---

## Letter-join Air Plus

Used when wanting to teach continuous cursive letters that are not joined.

---

## Letter-join No-lead

Does not include the lead-in line at the start of each letter but has a lead-out line that joins to the following letter.

---

## Letter-join Air No-lead

Does not include a lead-in line, letters are not joined.

---

## Letter-join Print Plus

Has simple exit strokes for letters that end 'on the line'.

---

## Letter-join Basic

Use with Smart Notebook and other software without options for scripts fonts.

---

the dog ran

the dog ran

the dog ran

the dog ran

the dog ran

the dog ran

# Classroom font uses

## On-screen animations

Easy letters and words, Harder letters and words

### FONTS AVAILABLE

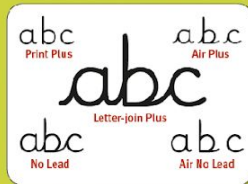
Letter-join Plus

Letter-join Air Plus

Letter-join No-lead

Letter-join Air No-lead

Letter-join Print Plus



The animations you see for Easy letters and words, Harder letters and words have five font options. This includes associated worksheets.

The font change can be made under Classroom Font Options.

## On-line activities

All games and activities, On-line Word Processor and Word Banks

### FONTS AVAILABLE

Letter-join Plus

Letter-join Air Plus

Letter-join No-lead

Letter-join Air No-lead

Letter-join Print Plus

Letter-join Print



Magic Words



Word Banks



On-line Word Processor



Worksheet Generator

## For MS Word

### FONTS AVAILABLE

Letter-join Plus

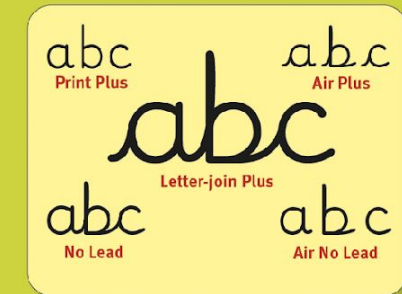
Letter-join Air Plus

Letter-join No-lead

Letter-join Air No-lead

Letter-join Print Plus

Letter-join Print



Fonts can be downloaded from Letter-join Admin page.

### More about fonts

The Font Guide includes information about fonts for other systems.

[letterjoin.co.uk/fontguide.pdf](http://letterjoin.co.uk/fontguide.pdf)

---

# Worksheets

- **Ready-made worksheets**
  - **Easily find a Letter-join worksheet**
  - **Make your own worksheets  
with Letter-join tools**
-

# Hundreds of ready-made worksheets

## Handwriting worksheets linked to curriculum topics

Worksheets  
in Resources  
section:

Early Years

Key  
Stage 1

Key  
Stage 2

Posters  
and  
Handouts

Seasonal  
and Fillers

Name: \_\_\_\_\_ Date: \_\_\_\_\_

### Pronouns

A pronoun is a word that can be used instead of a noun.

him they he their she her them

Replace the words in brackets with a pronoun from the list above.  
You may use each pronoun more than once:

Doreen was a dragon. \_\_\_\_\_ (Doreen) was not a happy dragon because \_\_\_\_\_ (Doreen) was small and purple with yellow spots and instead of breathing fire, \_\_\_\_\_ (Doreen) breathed bubbles! The other dragons made fun of Doreen and \_\_\_\_\_ (the other dragons) told \_\_\_\_\_ (Doreen) she was not cool. Doreen was sad and \_\_\_\_\_ (Doreen) was miserable.

One day the mayor asked Doreen to help \_\_\_\_\_ (the mayor). There was a party in the town and \_\_\_\_\_ (the town's) bubble machine had broken down! Doreen was happy to help \_\_\_\_\_ (the town's people) and \_\_\_\_\_ (Doreen) spent all afternoon blowing bubbles for \_\_\_\_\_ (the town's people) at the party. The town's people were so grateful: \_\_\_\_\_ (the town's people) called Doreen a heroine because she had saved \_\_\_\_\_ (the town's people's) day!

Fill the spaces below with suitable pronouns:

The pirates chased my sister. \_\_\_\_\_ got fed up and chased \_\_\_\_\_ instead.

Rachel was feeding the crocodiles. \_\_\_\_\_ were not very hungry as \_\_\_\_\_ had just eaten Grandma.

\_\_\_\_\_ always have chilli peppers for breakfast. \_\_\_\_\_ are delicious.

Why are \_\_\_\_\_ standing on your head? Are \_\_\_\_\_ comfortable?

Challenge: Write a funny paragraph and underline the pronouns.

Letter-join

# 500+

## Worksheets all using schools' preferred letterforms

Letter-join contains a vast selection of ready-made worksheets and printouts for use from EYFS to Year 6. They are available in PDF format and will automatically use your school's preferred letterforms for f, k, w, x and z.

### Pronouns

A pronoun is a word that can be used instead of a noun.

him they he their she her them

Replace the words in brackets with a pronoun from the list above.  
You may use each pronoun more than once:

# Find any Letter-join Worksheet

Quickly find any of the 500+ Letter-join worksheets.

Use the search bar on any Letter-join page and type in a subject



The screenshot shows the Letter-join website interface. On the left is a navigation menu with categories like Patterns, Easy letters, Easy words, Harder letters, Harder words, More letters, Phonics, Fun, Resources, and Info. The main content area is titled 'Printouts' and features two columns for 'KS1' and 'KS2' with various sub-links. A search bar is located at the top right of the main content area, and a dropdown menu is open below it, displaying a list of search results for the term 'spelling'. An orange arrow points from the text above to the search bar.

Documents	Word Processor Spelling list
Guides	How to create a spelling sheet
Worksheets	Homographs
Worksheets	Long a sound
Worksheets	Long e sound
Worksheets	Long i sound
Worksheets	Long o sound
Worksheets	Long u sound
Worksheets	Missing Word Sentences: 1
Worksheets	Spelling 1 - cious/tious
Worksheets	Spelling 2 - tial/cial
Worksheets	Spelling 3 - ible/able
Worksheets	Spelling 4 - ie/ei
Worksheets	Spelling 5 - ent/ant
Worksheets	Spelling 6 - silent k and w
Worksheets	Spelling 7 - silent b and t
Worksheets	Spelling 8 - silent u and g
Worksheets	Spelling Sentences 1 - cious/tious
Worksheets	Spelling Sentences 2 - tial/cial

# Making your own worksheets

## On-line Word Processor

Easy to use advanced features



The Letter-join On-line Word Processor allows you to create and save documents using any of the Letter-join fonts.

- Use any Letter-join font
- No need to install fonts
- Preferred letterforms automatically selected
- Pre-made templates

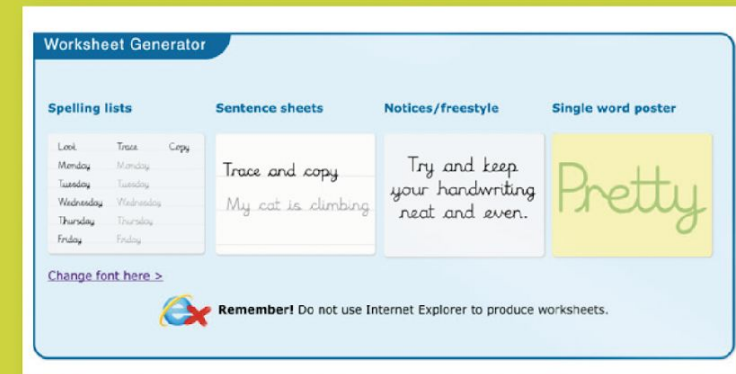
### Create

Worksheets, posters and notices when using a computer that does not have the Letter-join fonts or MS Word installed.



## Worksheet Generator

Quick and simple worksheets



- Create worksheets in three font sizes
- Use any of Letter-join's fonts
- No need to install fonts
- Preferred letterforms automatically selected

### Create

- look, trace and copy spelling lists
- trace and copy sentence sheets
- freehand posters
- single word posters

# Letter-join On-line Word Processor

Log in and design worksheets on any computer using Letter-join fonts



Create and save documents using any of the Letter-join fonts.

An on-line alternative to MS Word for creating spelling lists, classroom presentations and much, much more!

Look	Trace	Copy
school	school	
guillotine	guillotine	
king	king	
queen	queen	
abdication	abdication	
government	government	
voyage	voyage	

Use the editing tools in the menu

Choose any Letter-join font

Add movies, diagrams, photos

Open any of our pre-made templates or easily create your own text and tables

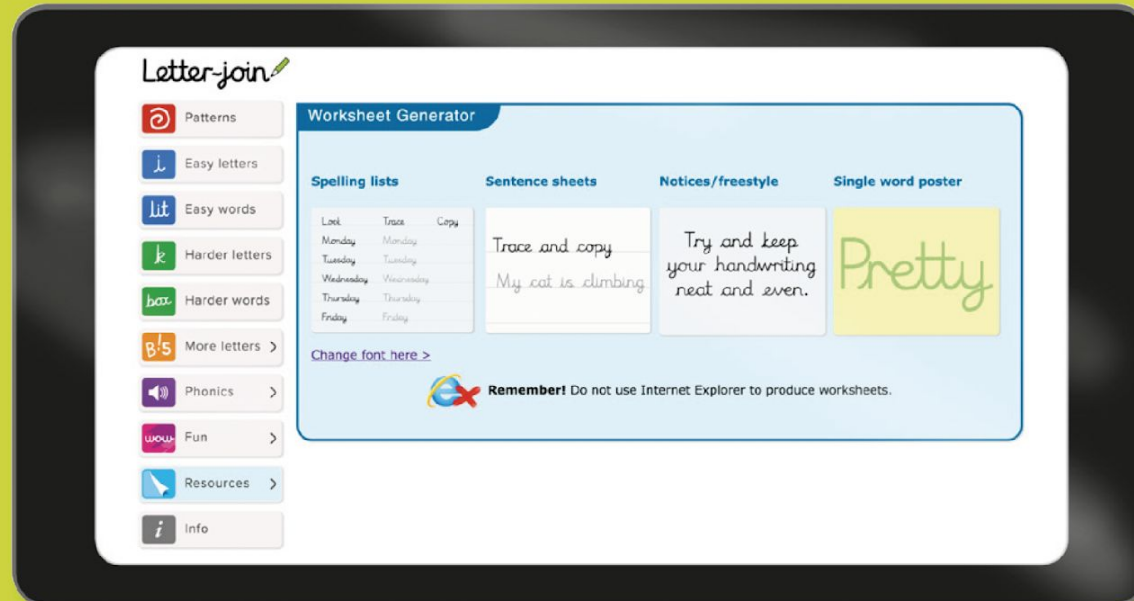


# Letter-join Worksheet Generator

Create simple, handwriting worksheets using Letter-join templates.

Choose any Letter-join fonts to produce a worksheet. Worksheets are created within internet browsers and include preferred letterforms for f, k, w, x and z.

They can be saved as PDFs.



## Spelling lists

Look	Trace	Copy
Monday	Monday	
Tuesday	Tuesday	
Wednesday	Wednesday	
Thursday	Thursday	

In three sizes with options to show all the guidelines or the baseline only.

## Sentence sheets

Trace and copy  
My school trip is to the zoo.  
My school trip is to the zoo.  
It will be fun.  
It will be fun.

In three sizes with options to hide or show guidelines and with trace or trace and copy options.

## Posters/freestyle

REMEMBER...  
Keep your handwriting neat and even.  
Start every sentence with a capital letter.

In three sizes with options to show guidelines, baseline only or no lines at all, and to range text left or centred.

## Single word poster

Monday

Choose text and background colour. Perfect for classroom displays.

---

# Fun Activities

- **Magic Patterns**
- **Magic Words**
- **SoundMatch**
- **PhonicsMatch**
- **Word Search**
- **Write it Right!**
- **LetterMatch**
- **LetterLotto**
- **Letter Families**
- **Phozzle**
- **Rember Write**
- **Write in Time!**



## **Choice of Letter-join font**

Click the 'Info' button on any Letter-join page, choose Classroom Font Options and select the Letter-join font of your choice.

---

# Fun Activities 1/2

Interactive activities designed for IWB and tablet use



## Magic Patterns

A selection of patterns, shapes and mazes for tracing on imaginative backgrounds.




## Magic Words

Enter any word and trace on a choice of colourful backgrounds.



## PhonicsMatch

A matching pairs game to beat the clock using cursive or printed letters.




## Letter Families

Reinforces different letter shapes and shows the correct way to write the letters.



## LetterMatch

Helps teach the names and sounds of the letters of the alphabet.



## Word Search

Create class word banks to make word searches or spelling lists.

# Fun Activities 2/2

Interactive activities designed for IWB and tablet use



## SoundMatch

A matching pairs game for Early Years to support Letter-join Phase 1 Phonics activities.



## Phozzle

Practise recognition and orientation of cursive or printed letters.




## Remember Write

Develop your pupils' memory skills while they practise their handwriting and spelling. KS1 Phonics to KS2 statutory spellings.



## Write it Right!

A fun activity that rewards neat handwriting.



## LetterLotto

Practise recognition and orientation of cursive or printed letters.



## Write in Time!

Choose from eight KS2 topics. The more words that are neatly written, the higher the award given.

# Letter-join Word Animator

Create animations of words for pupils to trace over and practise

1


## TYPE A WORD

Please Enter Word to Record

Cancel OK

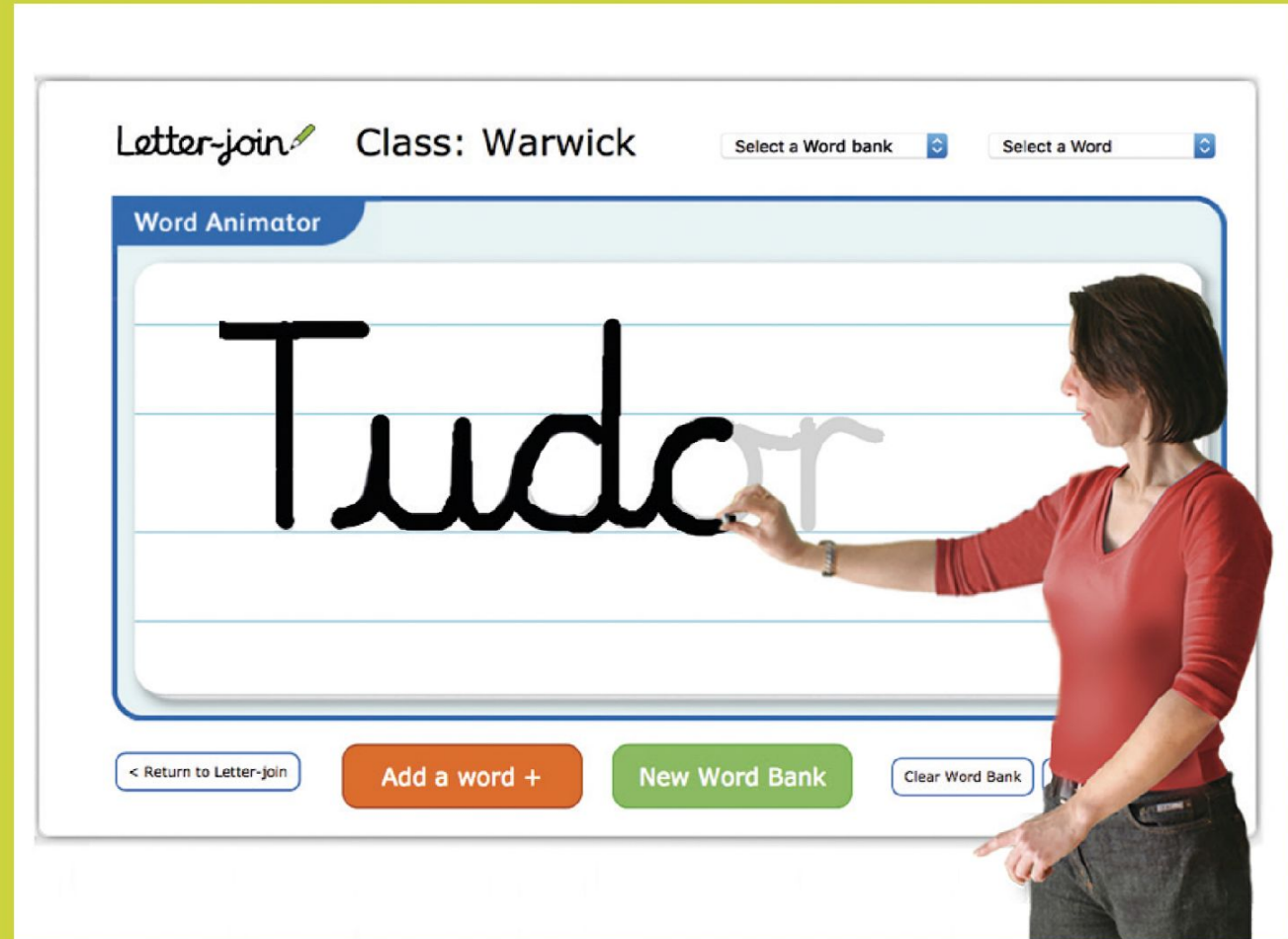
2

## CREATE ANIMATION



3

## PRACTICE FOR PUPILS

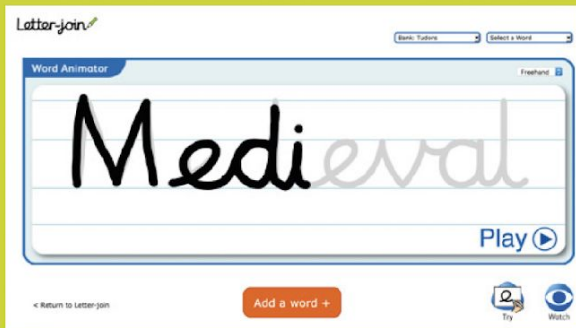


# Use Letter-join Word Animator to create spelling lists

Write and record new word animations to share with pupils. Then convert your words into a spelling list for real handwriting practice.

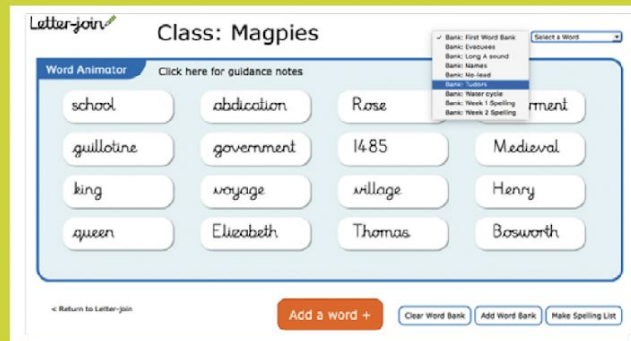
1

Build a bank of animated topic words for pupils to re-play and trace using the Word Animator.



2

Share classroom Word Banks on your school tablets so pupils can watch and practise.



3

Click 'Make Spelling List' to format your Word Bank into a Spelling List.

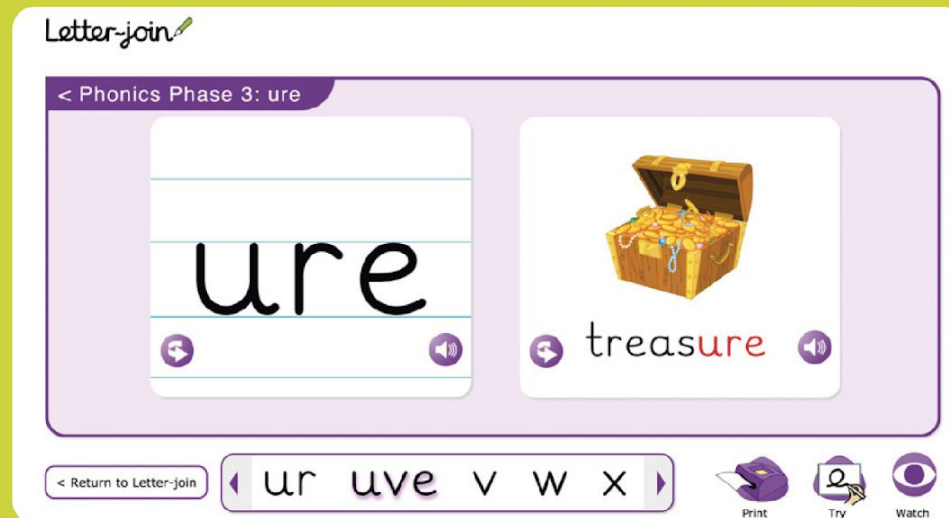


# Letter-join Phonics

## Combine handwriting with Letter-join phonics resources

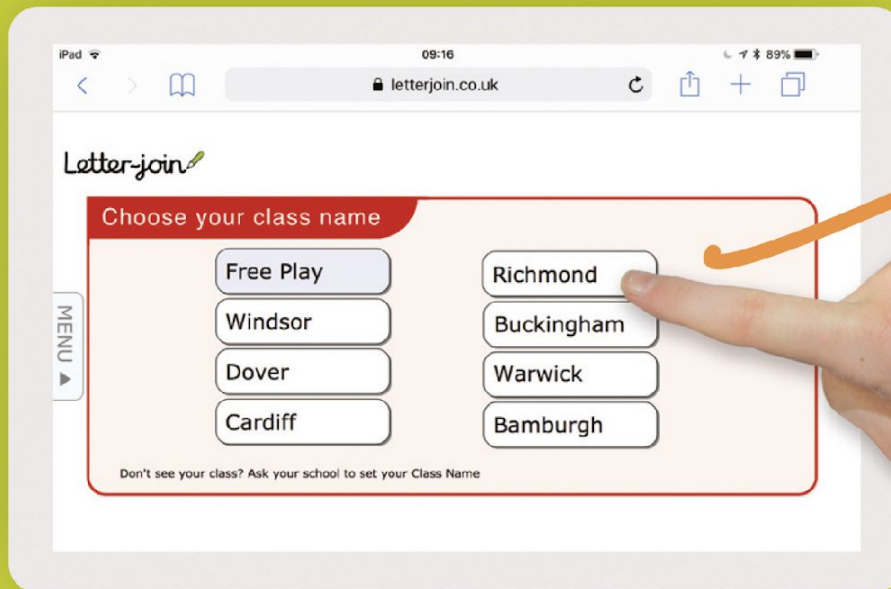
Letter-join's phonics resources are designed to support your school's phonics programme whilst introducing handwriting to children.

Listen to and practise sounds then watch and practise letter formation.



# Letter-join at home

Pupils can log in to Letter-join at home and enjoy the same activities as at school. Teachers can easily share classroom activities such as animations in word banks for home practice.





# More information

## Website

[www.letterjoin.co.uk](http://www.letterjoin.co.uk)

Includes latest news, features, cost calculator and testimonials.  
Access to Free Trial.

## Brochure

- School subscribers receive one printed manual for every classroom subscription.
- Shows how to use Letter-join in detail at Primary level.
- Letterjoin brochure 44 page brochure view online.

## Try

Try Letter-join on your interactive whiteboards, desktop computers and tablets for free.

